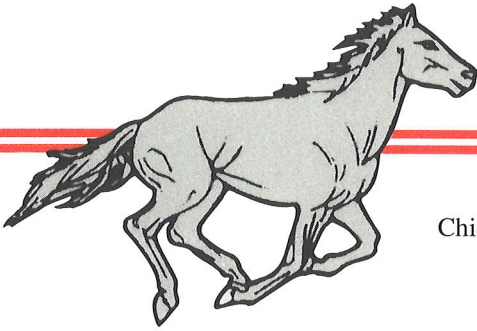


WOODBURY HEIGHTS SCHOOL DISTRICT

100 Academy Avenue
Woodbury Heights, NJ 08097-1499
Phone: 856-848-2610
Fax: 856-848-8739



Janis Gansert
Chief School Administrator

Christopher Rodia
Business Administrator

Dear Parents, Guardians and Members of the School Community,

New Jersey's School Performance Reports provide families, educators and the public a picture of overall school performance. The performance reports offer valuable information across many elements, including school wide academic achievement and progress, demographics, school climate, chronic absenteeism, and college and career readiness.

The School Performance Reports were developed with, and are continually enhanced by, input from stakeholders like you. Below are some of the enhancements to the reports.

New Jersey School Performance One-Page Summary Reports

For the first time, the NJDOE is publishing one-page, parent-friendly Summary Reports providing easy-to-read highlights of each school. The Summary Reports are a dashboard of key indicators such as student progress, graduation rates and 2-year and 4-year college attendance. The NJDOE has also made available a guide <https://rc.doe.state.nj.us/Documents/SummaryReportGuide.html> to explain the different data points on the Summary Reports.

Over Two Dozen New Data Elements

The 2016-17 New Jersey School Performance Reports <https://rc.doe.state.nj.us/SearchForSchool.aspx> contain new data elements, including:

- Updated school narratives with information across a variety of categories;
- Full and/or half day Pre-K and K reporting;
- Chronic Absenteeism by grade, subgroup, and progress toward statewide goals;
- In-school and out-of-school suspensions; and
- School start and end times.

Summative Rating

Federal law requires New Jersey to include a summative rating based on a formula that combines a few key measures (i.e., proficiency, student growth, graduation and chronic absenteeism). This summative rating is just *one part* of the overall performance of a school and it is used to determine which schools need the most intense support. Visit <http://www.state.nj.us/education/ESSA/> for more information.

The NJDOE continues to seek your input on how to further improve the usability of these reports. Please fill out the feedback survey <http://www.surveymonkey.com/r/V5WKDYD> or email the reportcard@doe.state.nj.us.

Thank you,

Janis Gansert, CSA



Woodbury Heights Elementary

2016-2017

County: GLOUCESTER
 District: WOODBURY HEIGHTS BORO
 Principal: Mrs. Gansert
 100 ACADEMY AVE
 WOODBURY HTS, NJ 08097
www.woodburyhtselem.com
 (856)848-2610

Total students:
228

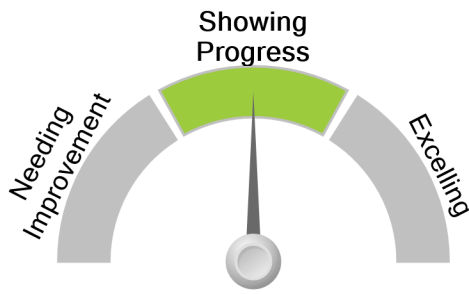
Grades offered: **4H-06**
 Teachers-average years experience: **11.2**
 Student/Teacher Ratio: **9:1**

Students with Disabilities: **22%**
 Economically Disadvantaged: **19%**
 English Language Learners: **0%**

Are students on track for success?

English

Students meeting/exceeding expectations on state assessment

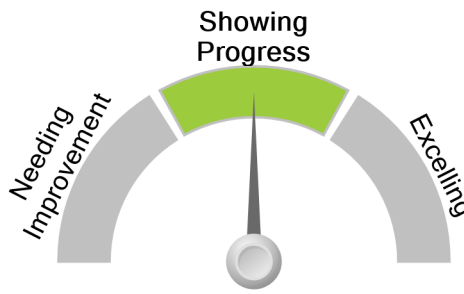


School **57.4%**

(Showing Progress: 40-79%, Excelling: 80-100%)

Math

Students meeting/exceeding expectations on state assessment

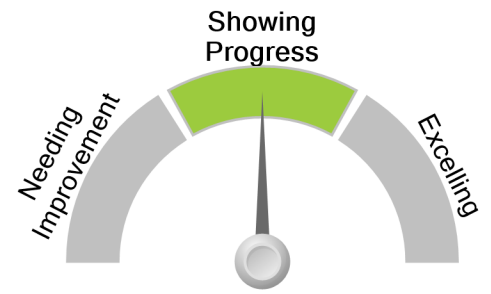


School **49.7%**

(Showing Progress: 40-79%, Excelling: 80-100%)

Chronic Absenteeism

Students absent for 10% or more of days enrolled



School **9%**

(Showing Progress: 5.1-10%, Excelling: 0-5%)

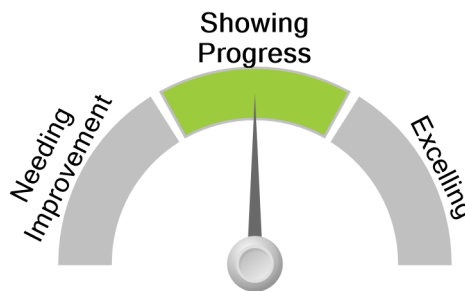
How much are students learning?

Median Student Growth Percentile

Each student gets a **student growth percentile** for English (4th to 8th grade) and Math (4th to 7th grade) from 1 to 99 that explains their progress compared to students who had similar test scores in the past.

If the student growth percentile for all students in the school are ordered from smallest to largest, the **median student growth percentile** is the percentile in the middle of that list.

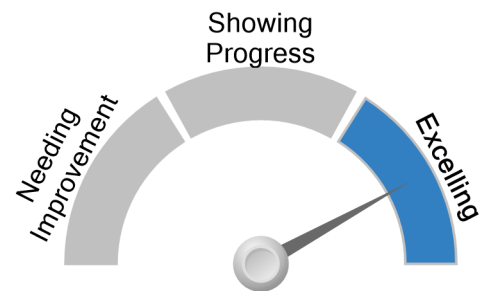
English



School **51.5**

(Showing Progress: 40-59.5, Excelling: 60-99)

Math



School **68.5**

(Showing Progress: 40-59.5, Excelling: 60-99)

School Highlights



- Our 2017-2018 theme is Embracing the Power of Yet, emphasizing a growth mindset.
- All students have the advantage of a 1:1 technology device using iPads or chrome books.
- In all subjects, students engage in problem/project-based learning.

How to use this report?

- 1 **Learn More:** This report provides an overview of school performance. Learn more about your school by viewing the [full performance report](#)
- 2 **Ask Questions:** Use the contact information included above to reach out to your school and ask how they are working to improve school performance and student outcomes.
- 3 **Get Involved:** Schools need help from parents and communities to help students succeed. Contact your school to find out about school board meetings or parent groups.